


4-DIGIT SMALL RESETTABLE STROKE TOTALIZER

ZCB 04



- **4-digit h = 3 mm display**
white digits on black background

- **resetting wheel**

- **materials**
PA 66 Nylon body - ABS casing - Self-lubricating synthetic material internal kinematic motion devices

- **speed**
300 strokes / min.

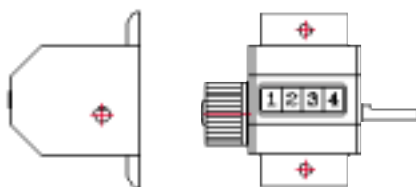
gr. 20

(x 10 counters) mm 190 x 90 x 25

TYPICAL APPLICATIONS

Measuring devices – token dispensers – duplicating machines – postage meters – cash register – person-counting plants.

STROKE TOTALISING COUNTERS



WITH FIXING

- DIMENSIONS (a x b x h) mm 31.5 x 35 x 22.5
- Fixing center distance mm 27

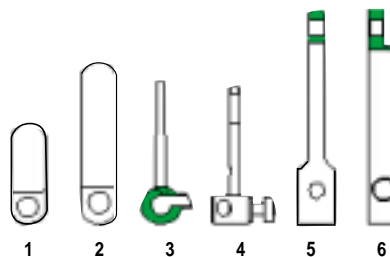
COD.	MOD.	SHAFT OUTPUT	ROTAT. ↻
FC0041/010	ZCB 04 DD CA	right	right
FC0041/011	ZCB 04 DS CA	right	left
FC0041/012	ZCB 04 SD CA	left	right
FC0041/013	ZCB 04 SS CA	left	left



REAR FIXED

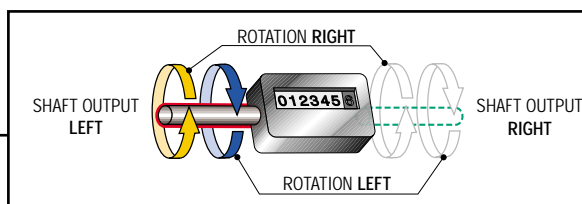
- DIMENSIONS (a x b x h) mm 31.5 x 21.5 x 22.5
- Fixing center distance mm 20.5

COD.	MOD.	SHAFT OUTPUT	ROTAT. ↻
FC0041/014	ZCB 04 DD SA	right	right
FC0041/015	ZCB 04 DS SA	right	left
FC0041/016	ZCB 04 SD SA	left	right
FC0041/017	ZCB 04 SS SA	left	left



OPERATIONS HANDLES

N.	MATERIAL	POSITIONING
1	acetalic resin	fixed
2	acetalic resin	fixed
3	acetalic resin	screwed
4	brass + Fe	screwed
5	acetalic resin	screwed
6	brass	screwed



CODE INDICATION

	model	shaft output	shaft rotation	fixed type
example of order	ZCB 04	D	S	SA
<i>description</i>		<i>right</i>	<i>left</i>	<i>rear fixed</i>



ZCB 5 - 05

5-DIGIT STROKE COUNTER WITH OR WITHOUT RESET

• **5-digit h = 3 mm display**
white digits on black background

• **mod. 5 = without reset**


• **mod. 05 = with reset wheel**


• **materials**


PA 66 Nylon body - ABS casing - self-lubricating synthetic material internal kinematic motion devices

• **speed**

300 strokes / min.

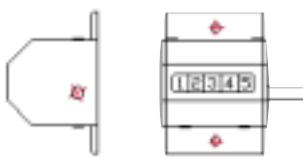
 gr. 15 - 20

 (x 10 counters) mm 190 x 90 x 25




TYPICAL APPLICATIONS

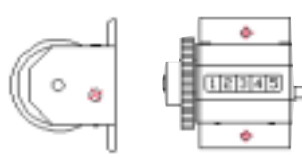
Measuring devices – token dispensers – duplicating machines – postage meters – cash register – person-counting plants.



WITH FIXING FINNS
• DIMENSIONS (a x b x h) mm 26 x 35 x 22
• Fixing center distance mm 27

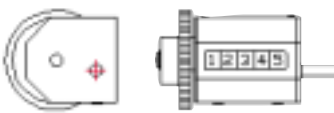


REAR-FIXED
• DIMENSIONS (a x b x h) mm 26 x 21 x 22
• Fixing center distance mm 20,5

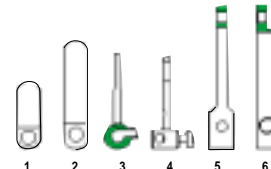


WITH RESET AND FIXING FINNS
• DIMENSIONS (a x b x h) mm 35 x 35 x 27
• Fixing center distance mm 27

COD.	MOD.	SHAFT OUTPUT	ROTAT.	COD.	MOD.	SHAFT OUTPUT	ROTAT.	COD.	MOD.	SHAFT OUTPUT	ROTAT.
FC0045/009	ZCB 5 DD CA	right	right	FC0045/013	ZCB 5 DD SA	right	right	FC0046/009	ZCB 05 DD CA	right	right
FC0045/010	ZCB 5 DS CA	right	left	FC0045/014	ZCB 5 DS SA	right	left	FC0046/010	ZCB 05 DS CA	right	left
FC0045/011	ZCB 5 SD CA	left	right	FC0045/015	ZCB 5 SD SA	left	right	FC0046/011	ZCB 05 SD CA	left	right
FC0045/012	ZCB 5 SS CA	left	left	FC0045/016	ZCB 5 SS SA	left	left	FC0046/012	ZCB 05 SS CA	left	left

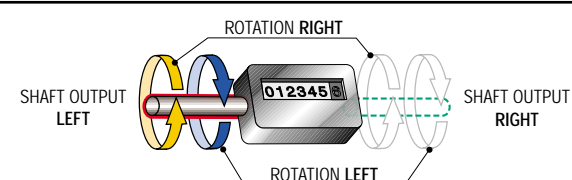


WITH RESET AND REAR-FIXED
• DIMENSIONS (a x b x h) mm 35 x 21 x 27
• Fixing center distance mm 20,5



OPERATION HANDLES

N.	MATERIALS	POSITIONING
1	acetalic resin	fixed
2	acetalic resin	fixed
3	acetalic resin	screwed
4	brass + Fe	screwed
5	acetalic resin	screwed
6	brass	screwed



CODE INDICATION

	model	shaft output	shaft rotation	fixed type
example of order	ZCB 5	D	S	SA
description	without reset	right	left	rear fixed

STROKE TOTALISING COUNTERS

