


4 OR 5-DIGIT POSITION INDICATORS

WITH ELECTRIC CONTACT

DELTA 8/5 and 15/4



Available in standard versions:

- **4-digit h=15 mm display**
white digits on a black background (whole)
white digit on red background (decimals)
- **5-digit h=8 mm display**
white digits on a black background (whole)
white digit on red background (decimals)
- **materials**
zamak die-cast body
cover in ABS
optional aluminium panel
internal kinematic mechanisms in synthetic, self-lubricating and brass materials
- **on request:** last white digit on red/black background with millimetric hatching



gr. 800



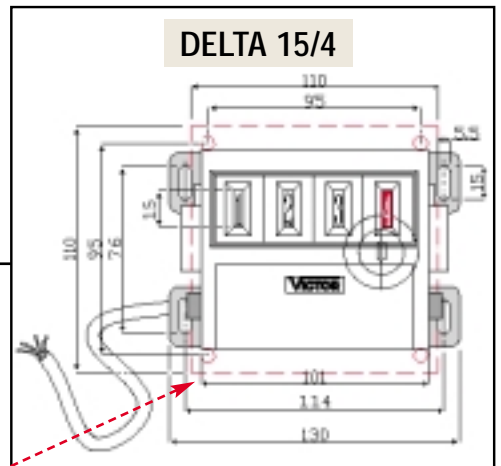
mm 175 x 115 x 65

TYPICAL APPLICATIONS

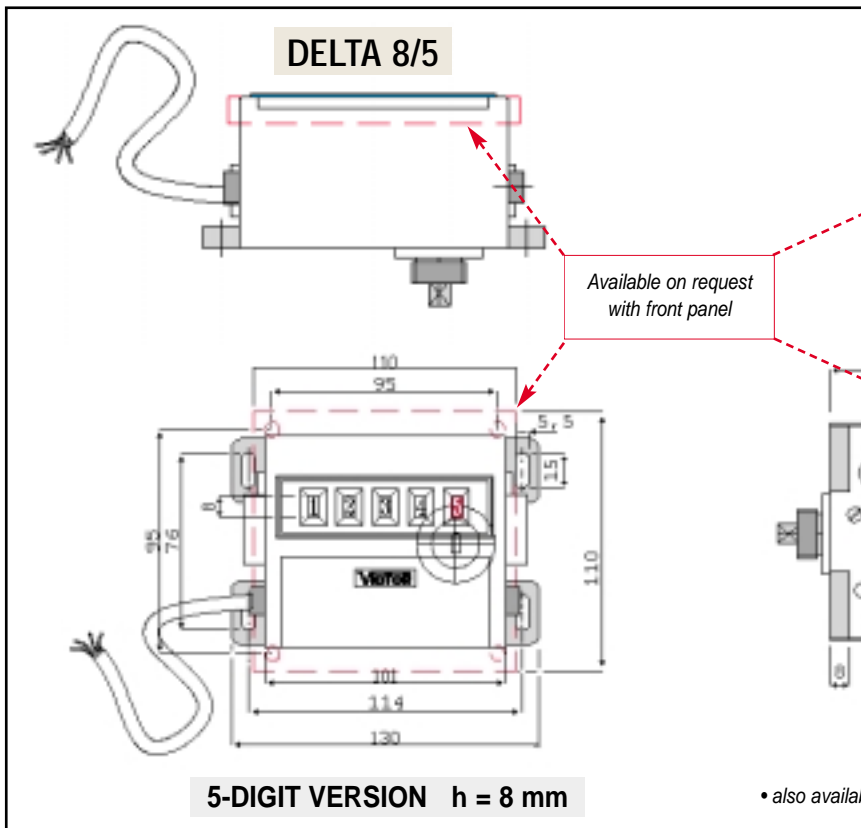
In addition to the usual function of displaying measurements, this family of devices equipped with micro-circuit breakers controlled by cams, gives On-Off signals that can be used for a wide range of mechanisms.

POSITION INDICATORS

WITH ELECTRIC CONTACTS

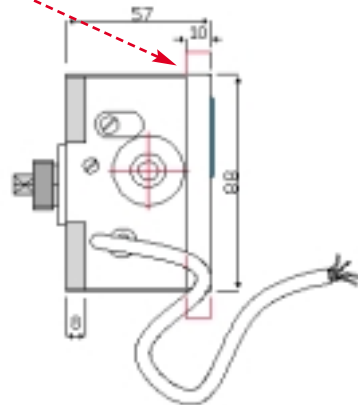


4-DIGIT VERSION h = 15 mm



5-DIGIT VERSION h = 8 mm

Available on request with front panel



• also available in versions with through shaft



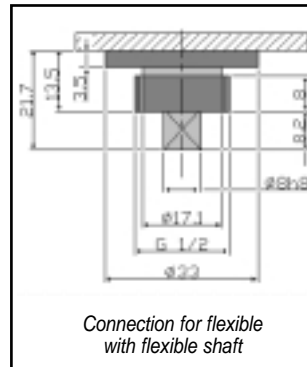
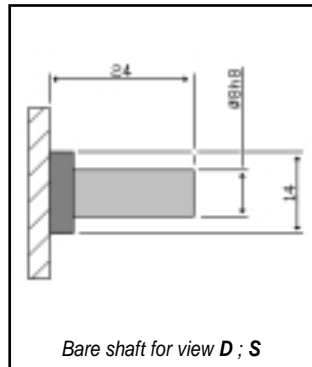
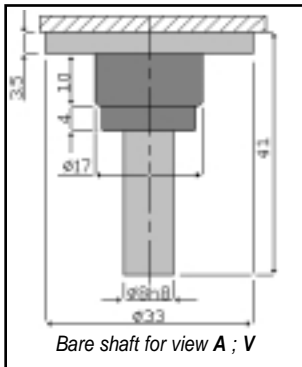
DELTA 8/5 and 15/4

4 OR 5-DIGIT POSITION INDICATORS

WITH ELECTRIC CONTACT

SCREW PITCH mm	DISPLAY INDICATION AFTER 1 TURN		STANDARD AVAILABILITY IN RELATION TO SHAFT OUTLET (letter) = DELTA 15/4 (+) = DELTA 8/5			
	DELTA 15/4 mm	DELTA 8/5 mm				
0.5	000 5	0000 5	A	D	S	V+
0.5	00 50	000 50				V+
1	0001	00001		D	S	V+
1	001 0	0001 0	A	D	S	V+
2	0002		A			V
2	002 0	0002 0		D	S	V+
4	0004			D	S	
4	004 0					V
5	0005	00005	A	D	S	V+
5	005 0	0005 0				V+
10	0010	00010	A	D	S	V+
10	010 0	0010 0				V+

• Please contact our Technical Offices for anything not mentioned in this table



These devices are supplied with 2 actions (one on 0 and the other on a **fixed** number selected by the client) that activate a micro-switch, for the duration of one or more units (requested by the client).

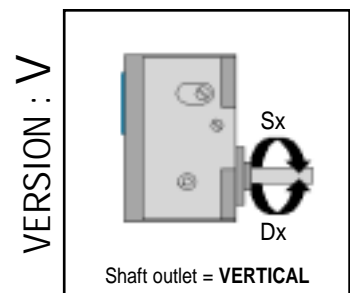
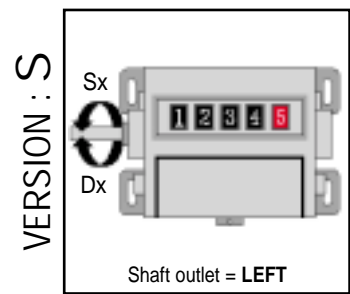
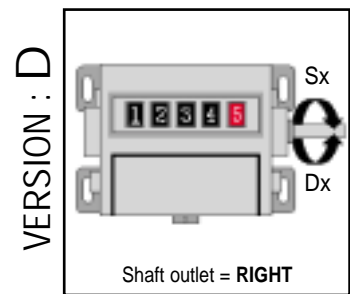
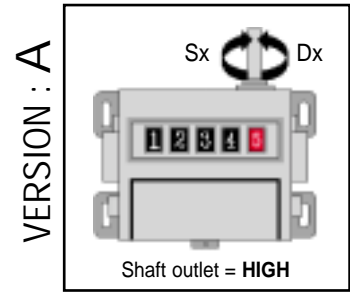
For safety reasons the first digit is usually excluded. In this case, for example, when a machine is closed down (1st action) the halt signal will start from the formation of the number 0009 to the number 0000, making it possible to use the following 9 units to absorb inertia or for the action of brakes or suchlike.

When placing the order please specify:

- ▶ Model ➡ DELTA 8/5 ; DELTA 15/4
- ▶ Numerical indication after 1 turn of drive shaft ➡ 1 turn = (see table)
- ▶ Position of shaft outlet ➡ version A ; D ; S ; V
- ▶ Direction in which the drive shaft rotates for increasing numbering. ➡ D= clockwise ; S= anti-clockwise
- ▶ Type of connection ➡ N= direct connection (bare axis)
F= connection for flexible transmission

CODE INDICATIONS

	model	indication after 1 turn	version	rotation direction	type of connection
example of order	DELTA 8/5	2,0	D	S	E
description	4-digit indicator	2,0	shaft outlet high	left	connection for flexible shaft



WITH ELECTRIC CONTACTS

POSITION INDICATORS

