

3, 4 OR 5-DIGIT POSITION INDICATORS

ALFA 23/3 - 23/4 - 23/5



Available in standard versions:

- **3, 4 or 5-digit h=23 mm display**
white digits on a black background (whole)
white digit on red background (decimals)
- **materials**
zamak die-cast body
cover in stainless steel
optional aluminium panel
internal kinematic mechanisms in synthetic, self-lubricating and brass materials
- **on request:** last white digit on red/black background with millimetric hatching



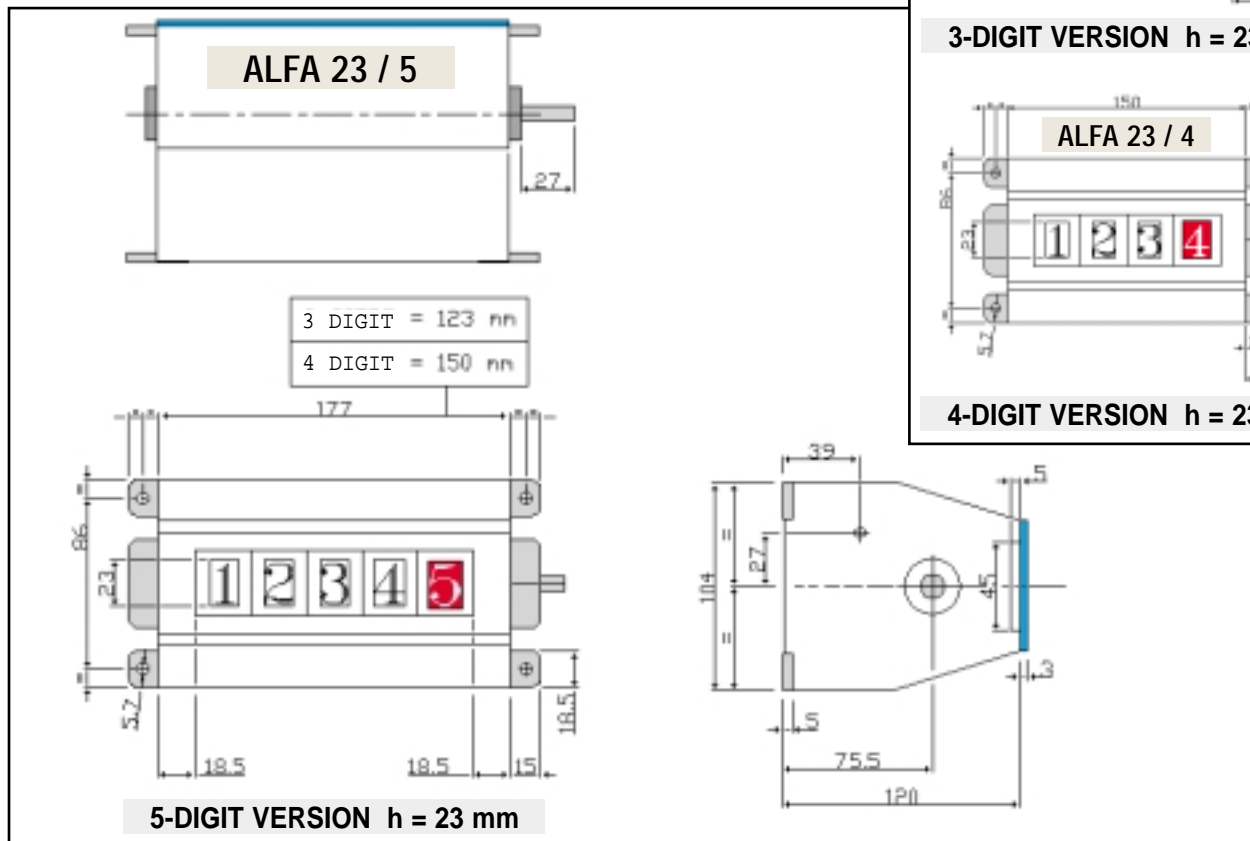
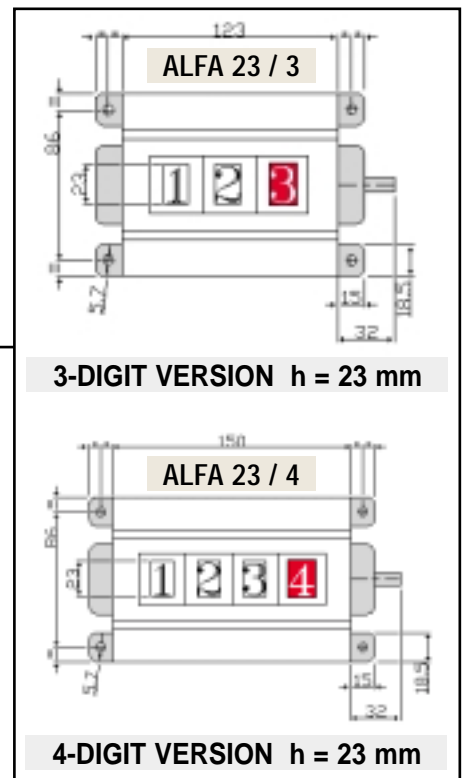
gr. 1,800



mm 205 x 170 x 155

TYPICAL APPLICATIONS

Sturdy and reliable device even at high numbering speed. With an extremely visible, wide display it is therefore suitable for use in all those situations where there is a long distance between the machine and the operator.



POSITION INDICATORS

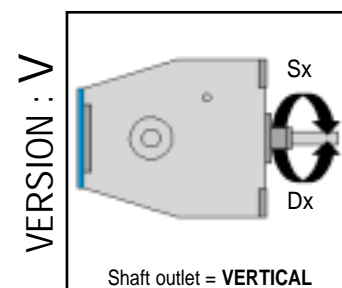
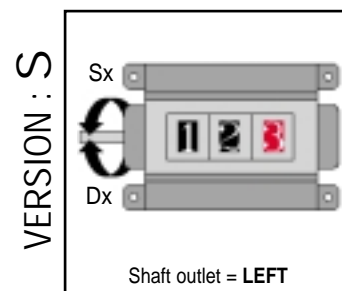
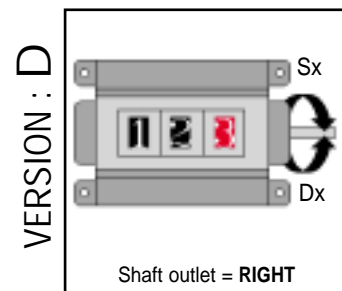
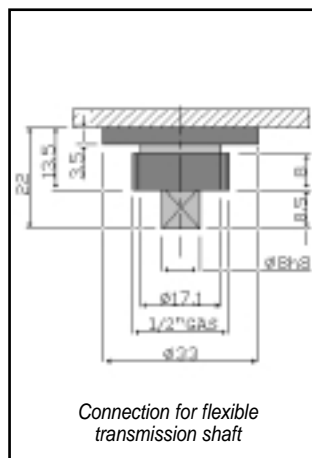
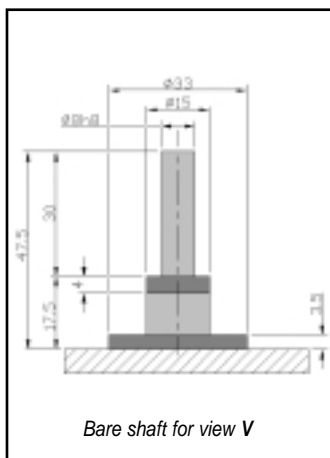
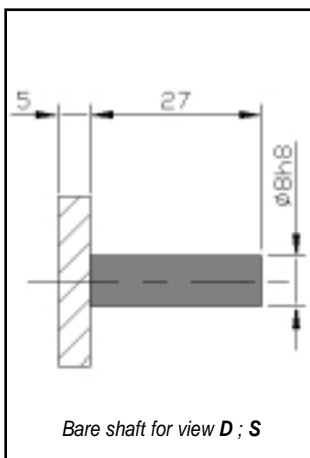


ALFA 23/3 - 23/4 - 23/5

3, 4 OR 5-DIGIT POSITION INDICATORS

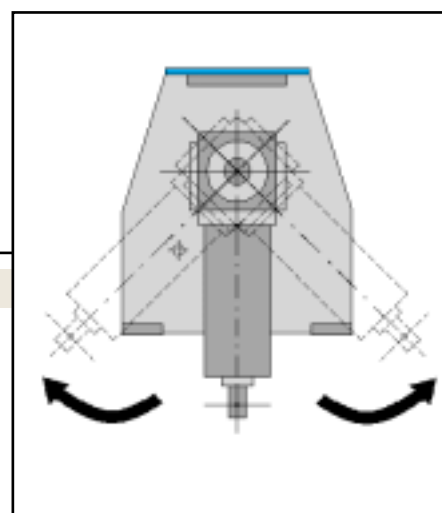
SCREW PITCH mm	DISPLAY INDICATION AFTER 1 TURN			STANDARD AVAILABILITY IN RELATION TO SHAFT OUTLET for all types with 3, 4 or 5 digits		
	ALFA 23/3 mm	ALFA 23/4 mm	ALFA 23/5 mm	D	S	V
0.5	005	0005	00005	D	S	V
1	001	0001	00001	D	S	V
1	01 0	001 0	0001 0	D	S	V
2	002	0002	00002			V
5	005	0005	00005	D	S	V
6	006	0006	00006			V
10	010	0010	00010	D	S	V

• Please contact our Technical Offices for anything not mentioned in this table



SQUARE SHUNT (see accessories section)

This is in zamak with AV steel shaft that rotates on ball bearings. Power is transmitted via a mitre wheel gearing in DELRIN. Applied to the shaft overhang it achieves an angular outlet with 360° rotation.



When placing the order please specify:

- ▶ Model ➡ ALFA 23/3 ; ALFA 23/4 ; ALFA 23/5
- ▶ Numerical indication after 1 turn of drive shaft ➡ 1 turn = (see table)
- ▶ Position of shaft outlet ➡ version D ; S ; V
- ▶ Direction in which the drive shaft rotates for increasing numbering. ➡ D= clockwise ; S= anti-clockwise
- ▶ Type of connection ➡ N= direct connection (bare axis)
F= connection for flexible transmission

CODE INDICATIONS

	model	indication after 1 turn	version	rotation direction	type of connection
example of order	ALFA 23/4	1,0	V	S	N
description	4-digit indicator	1,0	shaft outlet vertical	left	connection for flexible shaft

POSITION INDICATORS

