


4 OR 5-DIGIT POSITION INDICATORS


ALFA 8/5 and 15/4



Available in standard versions:

- **4-digit h=15 mm display**
white digits on a black background (whole)
white digit on red background (decimals)
- **5-digit h=8 mm display**
white digits on a black background (whole)
white digit on red background (decimals)
- **materials**
zamak die-cast body
cover in techno polymer
optional aluminium panel
internal kinematic mechanisms in synthetic, self-lubricating and brass materials
- **on request:** last white digit on red/black background with millimetric hatching

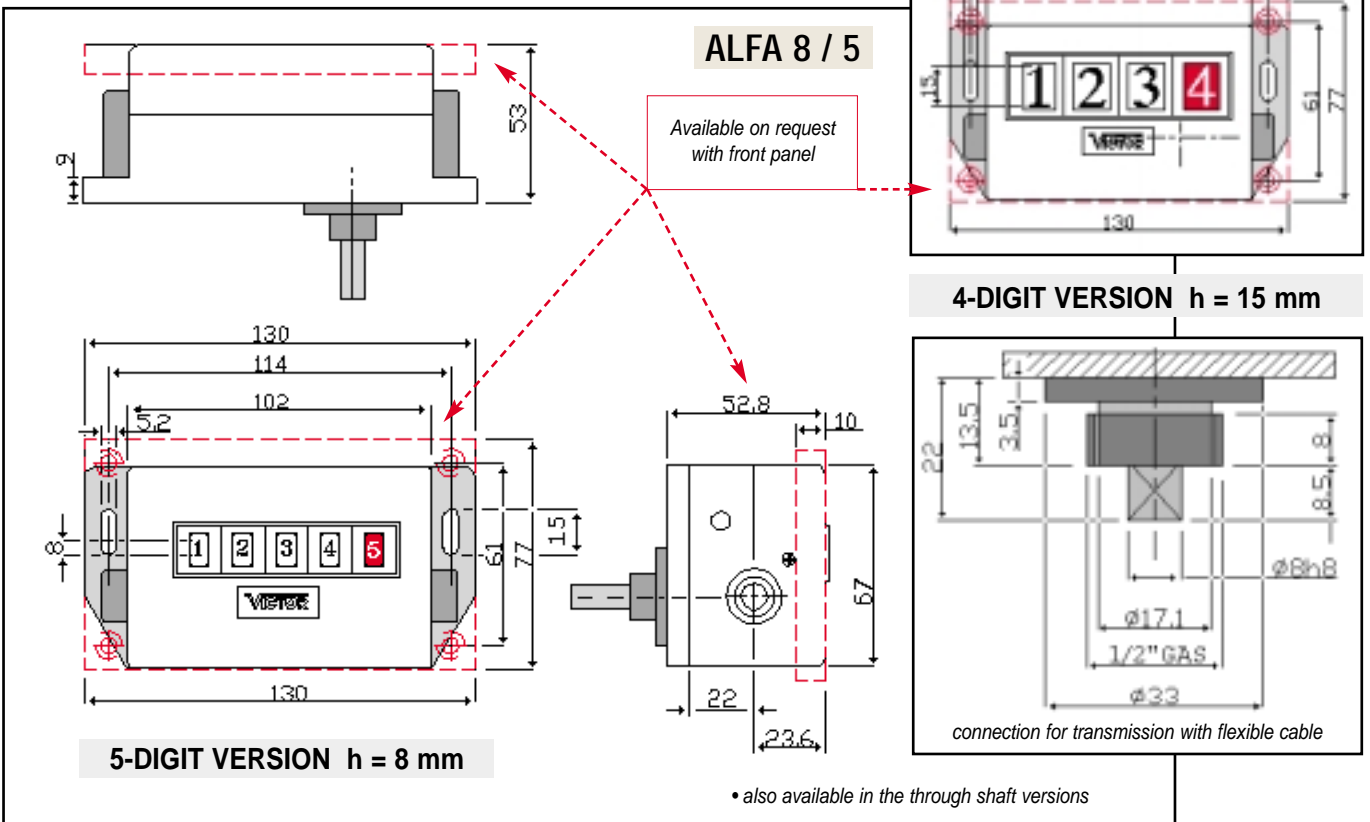
 gr. 800

 mm 175 x 115 x 65

TYPICAL APPLICATIONS

Sturdy and reliable device even at high numbering speed. The special kinematic mechanism almost totally prevents the indicator from jumping numbers in any condition of use.

POSITION INDICATORS

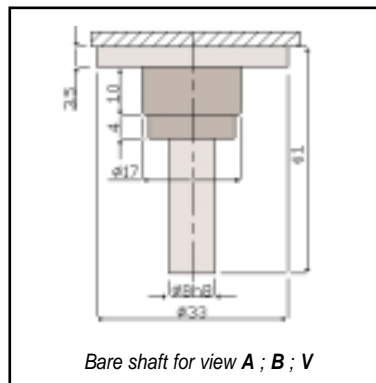
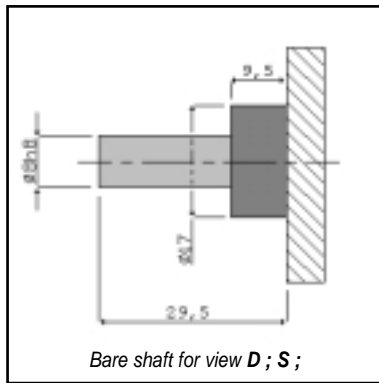


ALFA 8/5 and 15/4

4 OR 5-DIGIT POSITION INDICATORS

SCREW PITCH mm	DISPLAY INDICATION AFTER 1 TURN		STANDARD AVAILABILITY IN RELATION TO SHAFT OUTLET				
	ALFA 15/4 mm	ALFA 8/5 mm	(letter) = ALFA 15/4		(+) = ALFA 8/5		
0.5	0005	00005	A	B			V+
0.5	00 50	000 50	A		D	S	V+
1	0001	00001	A	B	D+	S+	V
1	001 0	0001 0	A+	B+	D+	S+	V+
1	01 00	001 00	A	B	D	S	V+
2	0002		A			S	V
2	002 0	0002 0			D+	+	V
2,5	002 5			B			
3	003 0		A				
4	0004				D		V
4	004 0			B			V
5	0005	00005	A	B			V+
5	005 0	0005 0	A		D	S	V+
6	0006					S	V
6	006 0	0006 0					V+
10	0010	00010	A+	B+	D+	S+	V+
10	010 0	0010 0	A	B	D	S	V+

• Please contact our Technical Offices for anything not mentioned in this table



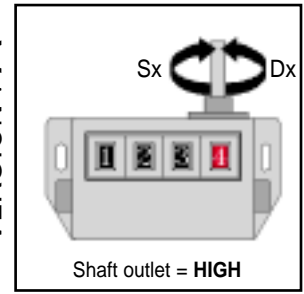
When placing the order please specify:

- ▶ Model ➡ ALFA 8/5 ; ALFA 15/4
- ▶ Numerical indication after 1 turn of drive shaft ➡ 1 turn = (see table)
- ▶ Position of shaft outlet ➡ version A ; B ; D ; S ; V
- ▶ Direction in which the drive shaft rotates for increasing numbering ➡ D= clockwise ; S= anti-clockwise
- ▶ Type of connection ➡ N= direct connection (bare axis)
F= connection for flexible transmission

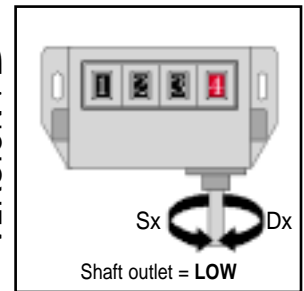
CODE INDICATIONS

	modello	indication after 1 turn	versione	rotation direction	type of connection
example of order	ALFA 8/5	2,0	A	S	F
description		2,0	shaft outlet high	left	connection for flexible shaft

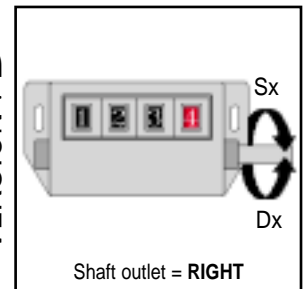
VERSION : A



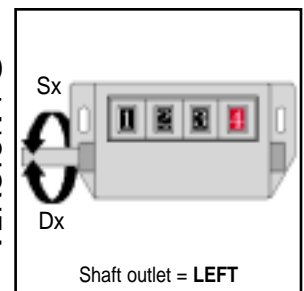
VERSION : B



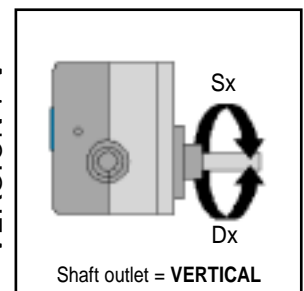
VERSION : D



VERSION : S



VERSION : V



POSITION INDICATORS

