


3 OR 4-DIGIT POSITION INDICATORS


ALFA 8/4 and 15/3



Available in standard versions:

- **3-digit h=15 mm display**
white digits on a black background (whole)
white digit on red background (decimals)
- **4-digit h=8 mm display**
white digits on a black background (whole)
white digit on red background (decimals)
- **materials**
zamak die-cast body
cover in techno polymer
optional aluminium panel
internal kinematic mechanisms in synthetic, self-lubricating and brass materials
- **on request:** last white digit on red/black background with millimetric hatching

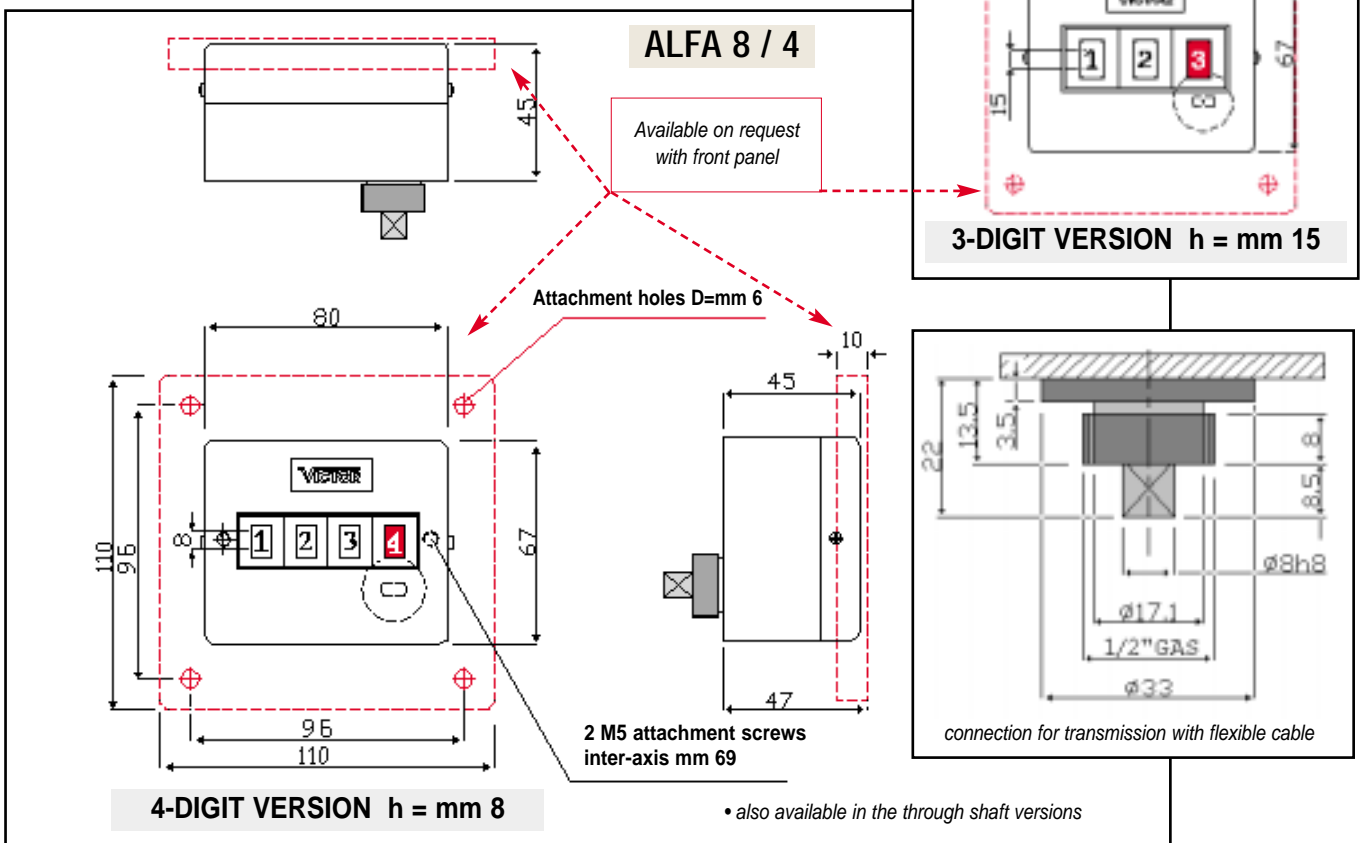
 gr. 510

 mm 115 x 95 x 50

TYPICAL APPLICATIONS

Generally used on tool machines, machines for machining metal sheeting and wood, for measuring levels, spark gaps and anywhere you wish to display constantly the distance existing between two elements.

POSITION INDICATORS

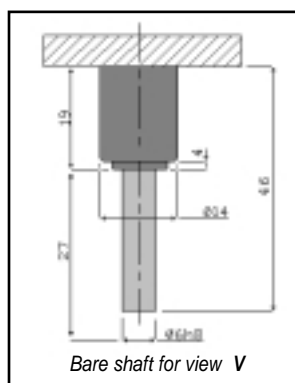
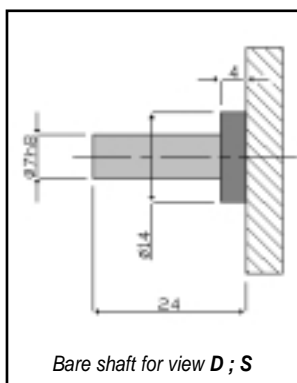
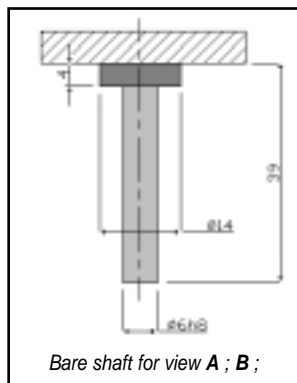


ALFA 8/4 and 15/3

3 OR 4-DIGIT POSITION INDICATORS

SCREW PITCH mm	DISPLAY INDICATION AFTER 1 TURN		STANDARD AVAILABILITY IN RELATION TO SHAFT OUTLET (letter) = ALFA 8/4 (+) = ALFA 15/3				
	ALFA 8/4 mm	ALFA 15/3 mm					
0.5	000 5	00 5	A+	B+	D	S	V+
0.5	00 50		A	B	D	S	V
0.8	000 8					S	
1	0001	001	A	B	D+	S+	+
1	001 00	01 0	A+	B+	D+	S+	V+
1	01 0		A	B	D	S	
2	0002	002			D		V+
2	002 0	02 0	+	+	D		
2.5	0002 (5)		A			S	V
2.5	002 5		A			S	
3	003 0	03 0			D	S	V+
4	0004			B			
4	004 0						V
5	0005	005	A+	B+	D	S	V+
5	005 0		A	B	D	S	V
10	0010		A	B	D	S	V
10	010 0		A	B	D	S	

• Please contact our Technical Offices for anything not mentioned in this table

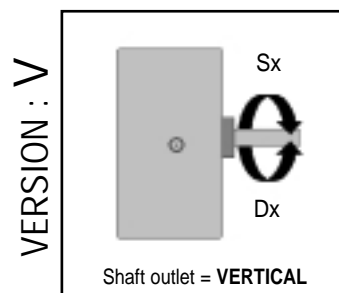
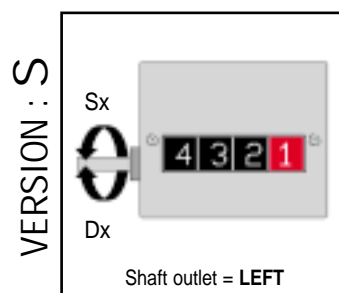
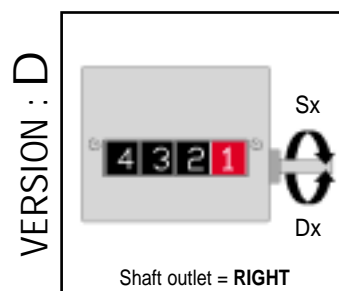
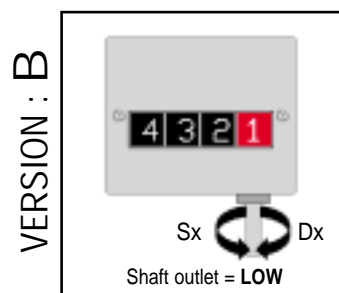
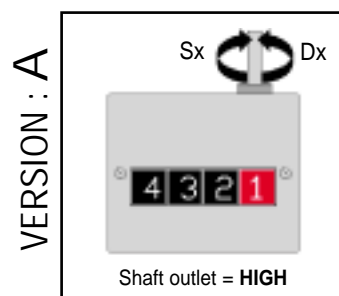


When placing the order please specify:

- ▶ Model ➡ ALFA 8/4 ; ALFA 15/3
- ▶ Numerical indication after 1 turn of drive shaft ➡ 1 turn = (see table)
- ▶ Position of shaft outlet ➡ version A ; B ; D ; S ; V
- ▶ Direction in which the drive shaft rotates for increasing numbering. ➡ D= clockwise ; S= anti- clockwise
- ▶ Type of connection ➡ N= direct connection (bare axis)
F= connection for flexible transmission

CODE INDICATIONS

	model	indication after 1 turn	version	rotation direction	type of connection
example of order	ALFA 8/4	2,0	A	S	F
description		2,0	shaft outlet high	left	connection for flexible shaft



POSITION INDICATORS

